



Into the Winter

By Jon Pixler

Horticulturalist

Hyatt Lost Pines Resort and Spa

What to do?

- Pruning
- Planting
- Planning



Winter Pruning

- Perianal
- Ornamental Grasses
- Shrubs and Trees



Pruning Perennials

- What kinds to prune?
 - Salvias, Turks cap, hibiscus, tropicals, etc
- Cut back flat to the ground first
- Then trim around the sides
- How often?
 - Every year any time after first frost



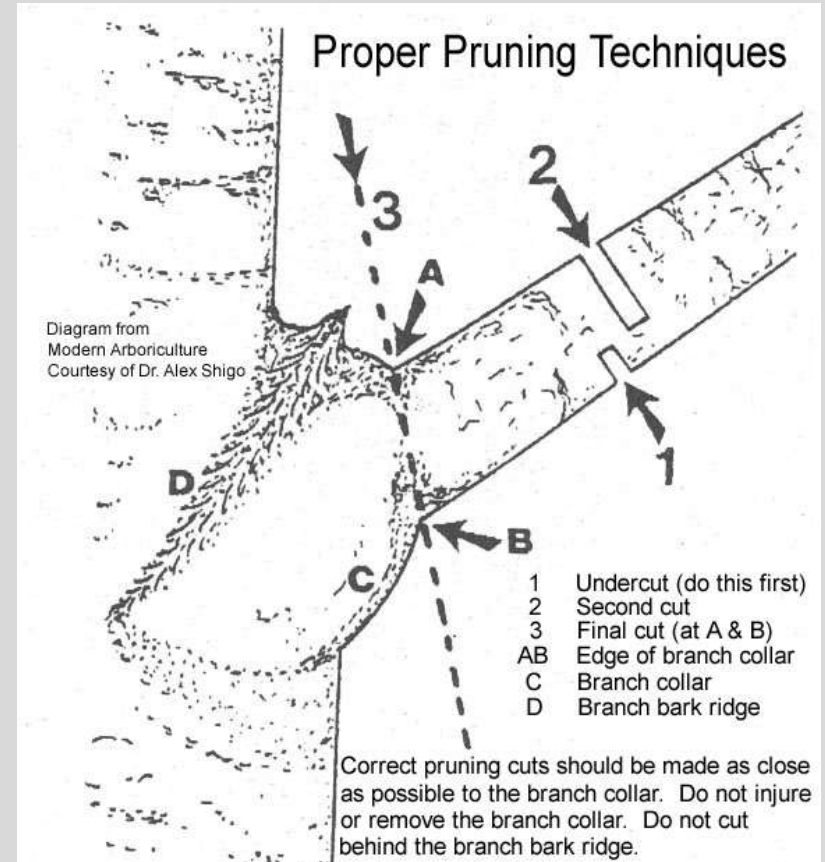
Pruning Ornamental Grasses

- What kinds?
 - Muhly, blue stem, silver grass, fountain grass, etc
- Cut shoots back to no taller than 1 ft
- Cut top flat and then round out sides
- Cut clumping grasses back every 1-3 years



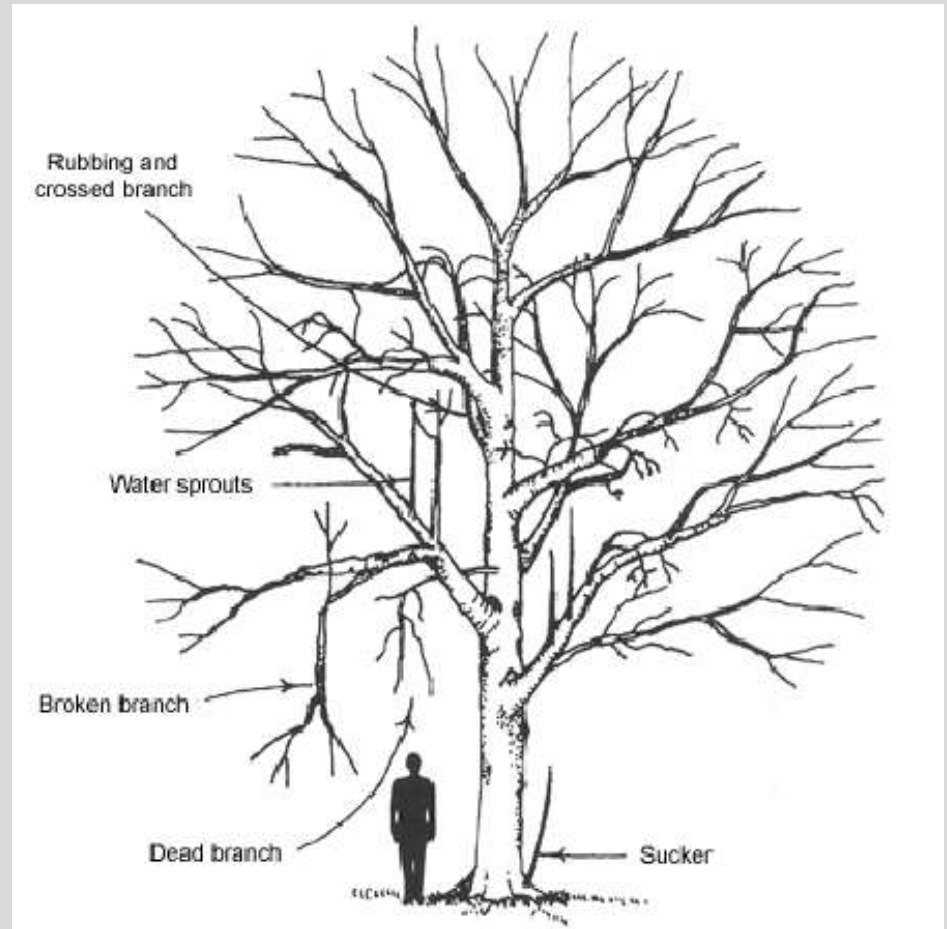
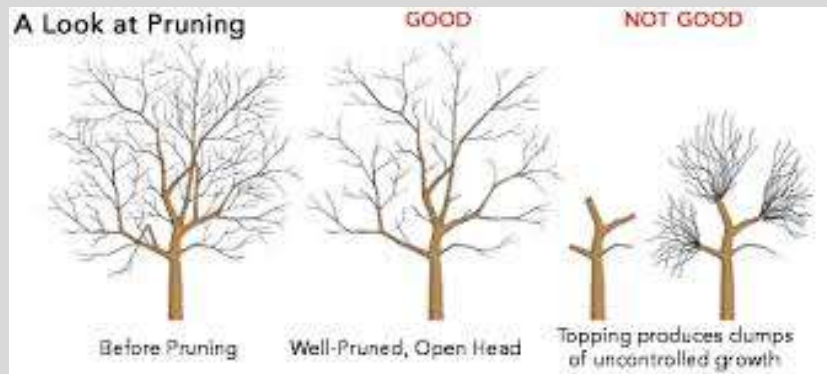
Pruning Shrubs and Trees

- Pruning Techniques
 - Branch Collar
 - Angles
 - Buds
- Step by step- remove
 - Deadwood
 - Inward pointing branches
 - Crossing branches
 - Weight reduction
 - Directional



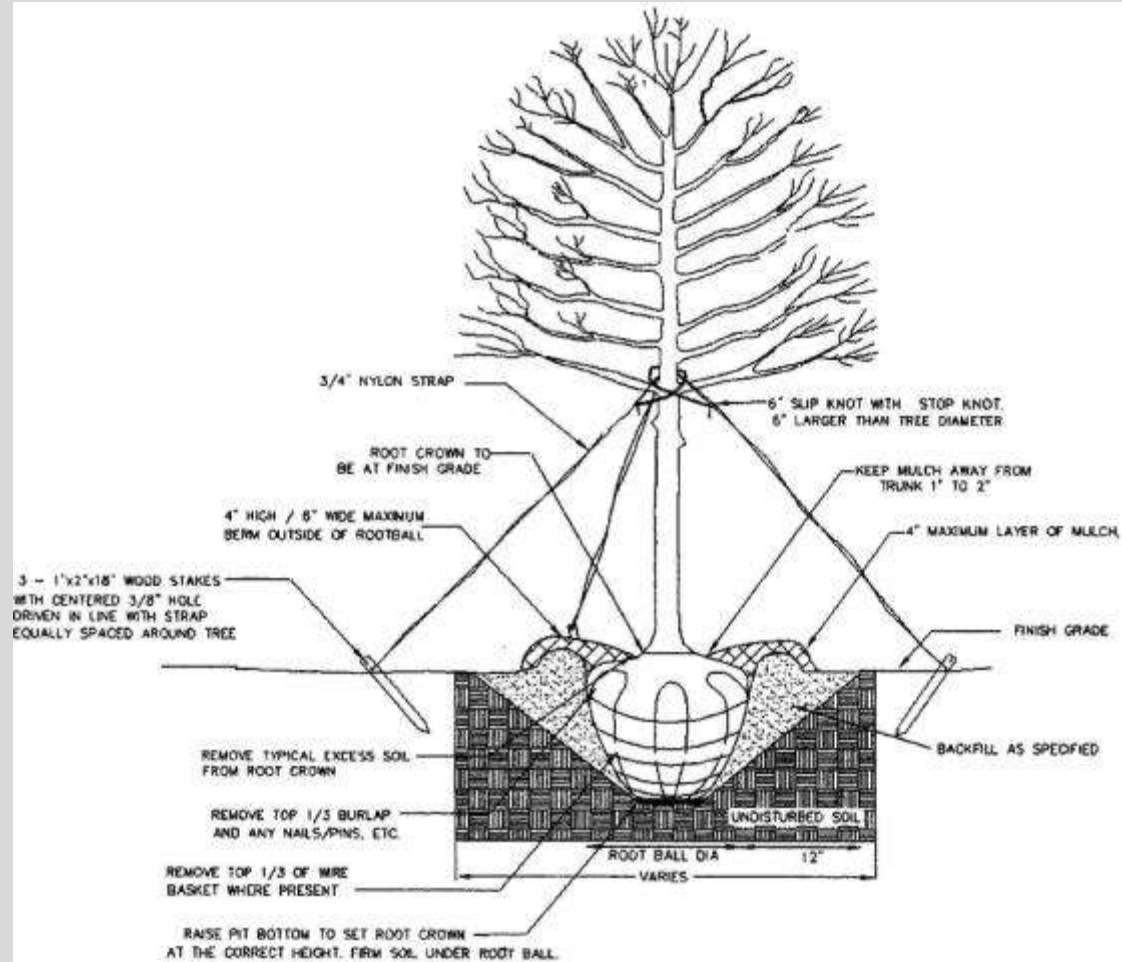


- 25% rule




Winter Planting

- Trees and Shrubs
 - Square hole
 - Root ball should be 3 to 4 inches out of the ground
 - Mound Compost over the root ball
 - No stakes



Winter Planting

- Vegetable starts
 - Start 3-4 weeks before planting date
 - Give plenty of warmth and sunlight
- Bulbs
 - Plant bulbs as deep as bulb is tall



Planning For Warmer Weather

- Design a garden bed
- Design vegetable garden lay out
- Order seeds for plants to start in spring
- Read a gardening book
- Make or turn compost pile
- Repair irrigation system for spring





jonathan.pixler@haytt.com

512-985-7681